MONEY DOOR GOLD SHELF

Money Door AI Lab Guide

Test gold strategy ideas on real gold price history

Free learning guide

Inside: what the AI Lab is, free vs packs, how a test works, how to read the results, EAs, packs and money-back.

For complete beginners | Simple English

www.moneydoorfxacademy.com

Education only. Not investment advice. Practise on a demo account.

WELCOME

What is inside

The Money Door AI Lab lets you test a gold trading idea on real gold price history before you practise it. You type the idea in plain words, the Lab turns it into clear rules, runs the test and explains the results simply. This guide walks you through it from your first login to reading your first results.

What the Money Door AI Lab is	3
Free account and what a pack adds	4
How a test works, step by step	5
Reading your results	6
Lab Score, and why win rate is not everything	7
More tools in the AI Lab	8
The Gold Vault and EAs	9
Packs, paying and money-back	10
Getting started and staying careful	11
Next steps	12

One rule to remember. A test shows how an idea *behaved in the past*. It does not show what will happen next. The AI Lab is a learning tool, not a signal service. Practise on a demo account.

THE BASICS

What the Money Door AI Lab is

The AI Lab is a gold (XAUUSD) strategy tester and AI tutor that works in your browser, on a phone or a PC. It is open at **moneydoorfxacademy.com/lab/lab.html** with the same login as your Money Door account.

What you can do in it

- **Test a strategy idea** on real gold price history, going back to **May 2003** (how far back depends on your pack).
- **Ask a question** to the AI tutor about any trading word or idea.
- **Read a chart:** attach a chart screenshot and the AI explains the trend, key levels and candles.
- **Use the calculators:** lot size, margin, drawdown, compound growth, Fibonacci and Gann.
- **See today's gold levels** and the session and news times, in UTC.
- **Build a written trading plan** from your own account size, limits and strategy.

Why test first?

Many trading ideas sound good but would have lost money. A test on years of real prices shows how an idea behaved in many different market conditions: strong trends, quiet ranges and big news days. It helps you drop weak ideas early, before you spend weeks practising them.

> **Only gold for now.** The tester works on gold (XAUUSD). You can type ideas in English, Tamil, Hindi or a mix. Voice typing is in English.

ACCESS

Free account and what a pack adds

Anyone can create a **free Money Door account** at moneydoorfxacademy.com/register/. With a free account you can look inside the AI Lab and open its free tools, download the daily Gold Levels Cheat Sheet, join the free live master class (Monday to Friday, 14:30 UTC, which is 8:00 PM IST) and book a free consultation. The AI chat, chart reading and strategy tests come with an AI Lab pack.

	Level 1 · Foundation	Level 2 · Professional	Level 3 · Elite
Price	$100 a year	$300 a year	$500 a year
Strategy tests	10 a day	30 a day	Many, within your pack
Gold history	Last 1 year	Last 3 years	Minute-by-minute from May 2003
AI chat replies	5,000 a year	25,000 a year	50,000 a year
Voice typing	5 minutes a day	10 minutes a day	15 minutes a day
Gold Vault lessons	Start Here, Level 1, How to use AI Lab	+ Level 2	Every level, incl. Level 3
EAs	Money Door 9 Gold EAs	Money Door 9 Gold EAs	9 Gold EAs + custom EA building
Live sessions	-	-	Weekly live group sessions

- Each pack runs for **12 months** from the day access starts. Renew at the same yearly price to keep it open.
- Daily tests and voice minutes reset every day at 18:30 UTC (midnight in India).
- One AI reply is used when the Lab reads your idea or answers a question. Reading a chart uses 3; a written trading plan uses 5. Running a test, the calculators and "Change numbers" use no AI replies.
- Left-over AI replies carry over when you renew or upgrade.

YOUR FIRST TEST

How a test works, step by step

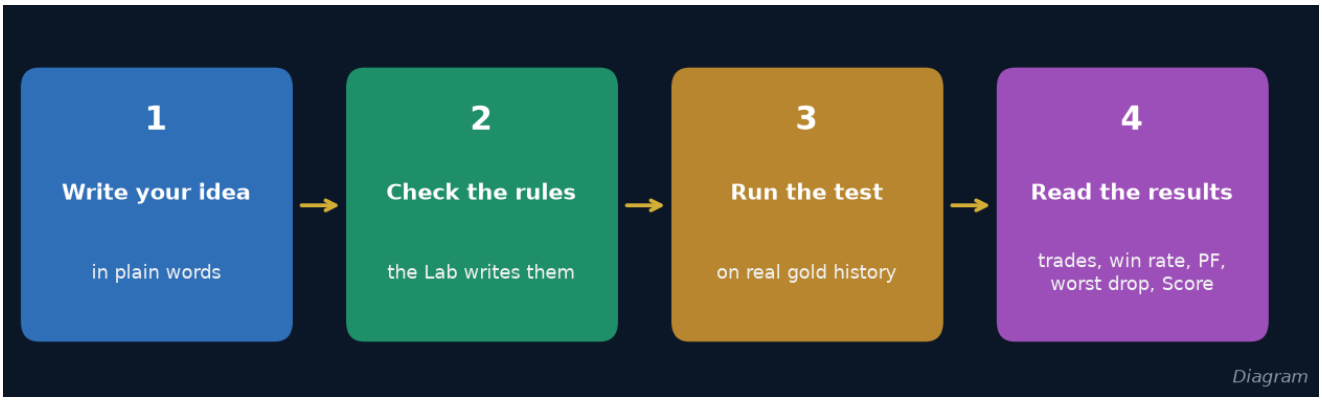

Step 1 · Write your idea in plain words

In the chat box choose **Test a strategy** and type your idea the way you would explain it to a friend. For example: *"Buy gold when the 1-hour candle closes above the 20 EMA, stop loss $10, target $20."* Always include a stop loss.

Step 2 · The Lab turns it into rules

The Lab shows a rules card with **Your rules** and **Filled in for you** (things you did not say, such as the lot size). Read it carefully. If something is wrong, tap **Change something** and say it in words, or **Change numbers** to edit a number directly (free).

Step 3 · Run the test

Tap **Yes, run the test**. This uses one of today's tests and no AI reply. The Lab checks every candle in the gold history of your pack, just as if the rules had been followed in the past.

Step 4 · Read the results

You see the number of trades, win rate, profit factor, worst drop, a Lab Score and an equity curve. The next pages explain each one.

> **Defaults if you do not say otherwise:** 1-hour chart, 0.01 lot, target equal to the stop (1:1), and open trades close at 20:30 UTC. You can change any of these in your idea.

UNDERSTANDING THE NUMBERS

Reading your results

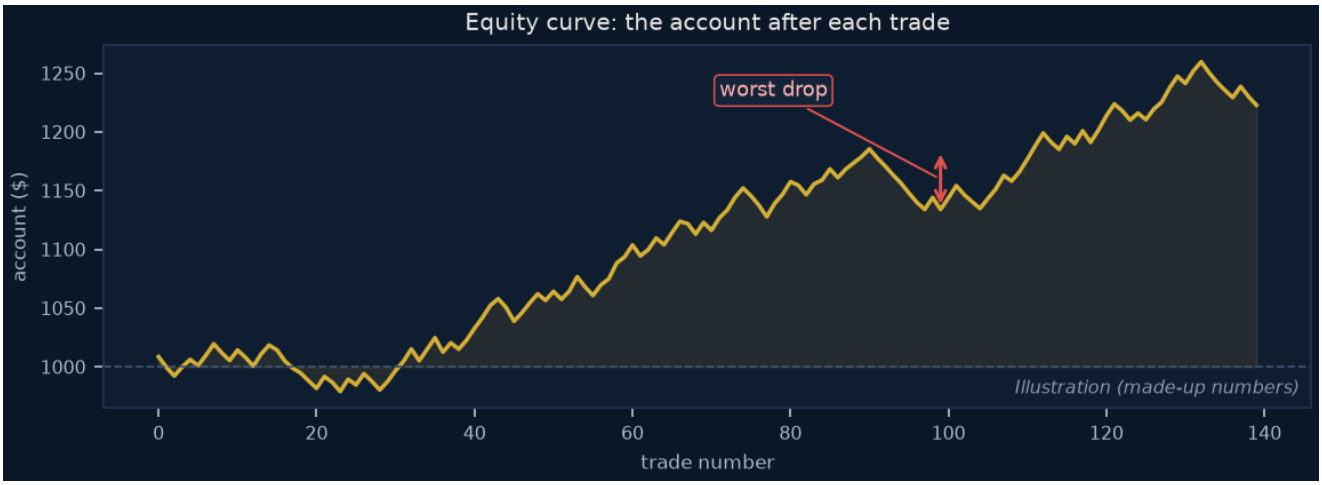

An equity curve that rises slowly with small dips is easier to follow than one with deep falls.

Result	What it means in plain words
Net result	Profit or loss for 0.01 lot over the whole test, after the spread.
Trades	How many trades the rules took. More trades give a fairer picture; very few trades can be luck.
Win rate	The share of trades that closed in profit. 40% means 4 in every 10 trades won.
Profit factor	Total money won divided by total money lost. Above 1 means more was won than lost. We like to see 1.25 or more.
Worst drop	The biggest fall from a high point of the account before it recovered (also called maximum drawdown).
Lab Score	A 0-100% summary of the weakest period tested. Explained on the next page.
Year table and last trades	How each year went, and the latest trades with their times (UTC) and exit reason.

Read the numbers together. No single number tells the whole story. A useful habit: first check that there are enough trades, then the profit factor, then the worst drop, and only then the win rate. Ask: could I follow these rules calmly through the worst drop shown here? Try it on a demo account before anything else.

READ IT THE RIGHT WAY

Lab Score, and why win rate is not everything

The **Lab Score** (0-100%) sums up the **weakest** period tested: the last 1 year, the last 3 years or the whole test, whichever scores lowest. It looks at profit factor, worst drop compared with profit, the share of profitable months and the number of trades. If a longer period lost money, the Lab says **Not recommended yet**.

Score	Label
80% and above	Excellent
60-79%	Good
40-59%	Average
20-39%	Poor
Under 20%	Very Poor

The Score is a learning guide, not advice.

Win rate is not "accuracy"

A high win rate can hide big losses. Below, Idea A wins most of its trades but each loss is much bigger than each win, so the account falls. Idea B wins fewer trades but its wins are bigger than its losses, so it does better. Always read the win rate together with the profit factor, the worst drop and the Lab Score.

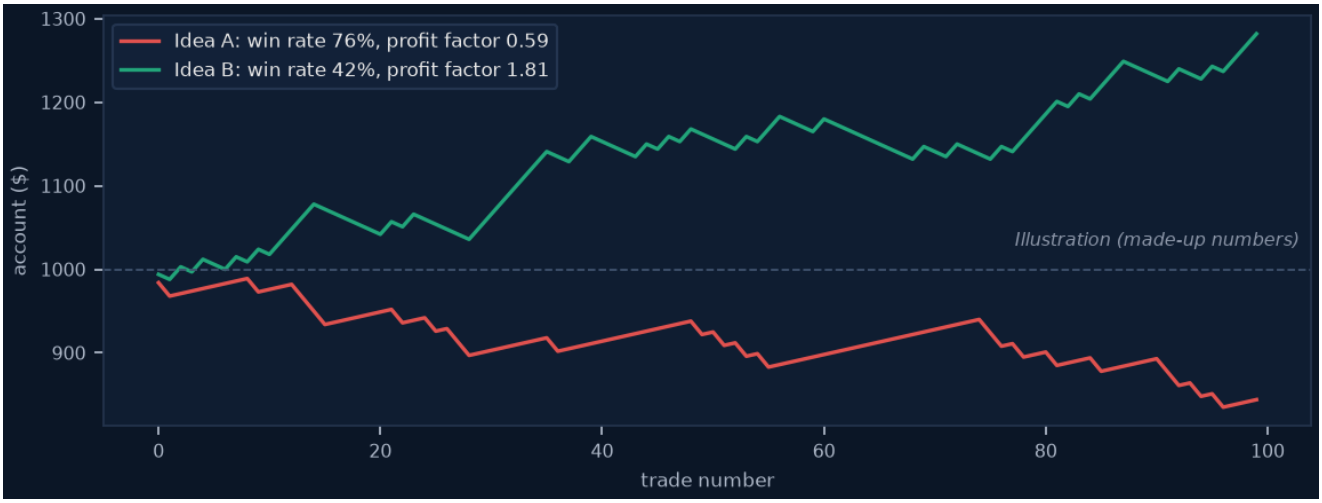

A good past test does not mean future profit. Markets change, and the past never repeats exactly. A test with few trades, or one that only works in one year, may simply have been lucky. Treat every result as a reason to keep learning and to practise on a demo account, not as a promise.

BEYOND TESTING

More tools in the AI Lab

Tool	What it does	AI replies used
Refine my strategy	A free check shows where an idea loses. "Find and test fixes" tries up to 30 versions and checks the best ones on data they were not chosen on.	None (uses tests)
Ask a question	The AI tutor explains trading words and ideas simply.	1 per question
Read a chart	Attach a chart screenshot; the AI explains trend, key levels and candles.	3
Calculators	Gann, lot size, margin, drawdown, compound growth and Fibonacci, in six tabs.	None
Today's gold levels	Money Door Gann levels from gold's daily open.	None
Sessions & news times	Which market is open and when big US news is due, in UTC.	None
Build my trading plan	Your account, limits and strategy in; a written plan out.	5
My saved ideas & chats	Re-run a saved idea at any time. Kept in this browser only.	None to re-run

What the tester can read

Moving averages (EMA, SMA and more), RSI, MACD, Stochastic, ADX, ATR, Bollinger Bands, Keltner and Donchian channels, Supertrend, Ichimoku, Money Door 45-degree levels, pivots and CPR, Fibonacci levels, previous day, week and month highs and lows, session times, 24 candle patterns, and Smart Money and ICT ideas such as order blocks, fair value gaps and break of structure. News days (NFP, CPI, FOMC) can be used as filters.

Saved ideas live in your browser. They are not stored on Money Door's server, so they do not show on another device or after you clear your browser data. Keep your best ideas in your own notes too.

LEARN AND APPLY

The Gold Vault and EAs

The Gold Vault

Every pack includes video lessons in the Money Door Gold Vault (moneydoorfxacademy.com/lab/vault.html, same login). Videos 127-138, **How to use AI Lab**, show every tool in this guide step by step and come with every pack. Inside the AI Lab, the **Gold Vault** button (or menu, then "Gold Vault · video lessons" on a phone) takes you straight to your lessons.

EAs at a glance

An **EA** (Expert Advisor) is a small MetaTrader 5 program that places trades by fixed rules.

	Level 1 and Level 2	Level 3
Ready-made EAs	The Money Door 9 Gold EAs (9 ready-made gold EAs for MT5)	The Money Door 9 Gold EAs
Custom EA building	Not included	"Request my EA" turns a strategy you tested in the Lab into your own MT5 EA, reviewed by the Money Door team

- EAs need MT5 on a Windows PC or a Windows VPS (they do not run in the MT5 phone app), and they trade only while MT5 is open.
- The 9 Gold EAs are released after your first 24 hours. They work on a Valetax or Moneta Markets MT5 account linked to Money Door. We recommend a **demo account** to learn.
- The golden rule for a custom EA: test the strategy in the Lab first.
- Run any EA on a demo account for a few weeks first. An EA follows rules; it cannot promise profit.

JOINING

Packs, paying and money-back

Each pack is one Gold Vault course level plus 12 months of the AI Lab, for one yearly price. Prices are in US dollars (**$**) and paid in **USDT** at checkout (1 USDT = 1 US dollar): Level 1 · Foundation $100 a year, Level 2 · Professional $300 a year, Level 3 · Elite $500 a year.

How paying works

- Log in, open **My account**, choose your pack and pick the network (BEP20 is recommended for its low fee; TRC20 and Solana also work).
- Tap **Show payment details**, send exactly the amount shown to the address shown, on the same network.
- Paste the transaction ID and tap **I have paid - check it**. The team confirms it and you get an email.
- Only use the address on your own payment page. Money Door never sends a different address by message, and never asks for your passwords, seed phrase, private key or one-time codes.

24-hour money-back

> The 24-hour money-back covers your first AI Lab pack (99% refund within 24 hours). Renewals and upgrades are not refundable. For anything else about refunds, our team will help on WhatsApp.

Promo code MONEYDOOR10

Enter **MONEYDOOR10** in the Promo code box when you create your account, or on My account before your first payment, to get **1 extra month and 10% more AI replies on your first pack**. The price stays the same. Valid until 31 December 2026. One code per person, first pack only.

Upgrading

Move to a bigger pack from My account. If you upgrade within 30 days of paying for your current pack, you pay only the difference; My account shows the exact amount before you pay.

YOUR FIRST DAY

Getting started and staying careful

Step	What to do
1	Create your free account at moneydoorfxacademy.com/register/ and open the confirmation link we email you.
2	Look inside the AI Lab and try the free tools. Watch the How to use AI Lab videos once you have a pack.
3	Open a free demo account (optional) with Moneta Markets or Valetax: moneydoorfxacademy.com/open-account/.
4	Choose a pack and pay in USDT on My account.
5	Run your first test: one simple idea, with a stop loss. Read every number, not only the win rate.

Good habits

- **Start simple.** One idea, one rule change at a time, so you know what made the difference.
- **Test over the longest period your pack allows.** A one-year test can look better than it really is.
- **Look for enough trades.** A handful of trades tells you very little.
- **Check the worst drop.** Ask yourself if you could live through it calmly on a demo account first.
- **Keep notes** of every idea you test and what you learned.
- **Demo first, always.** The AI Lab teaches; it does not tell you to buy or sell.

Need help? Inside the Lab, open Help / How to use. For your account or a payment, message our team on WhatsApp (wa.me/919500930700) or email moneydoorfxacademy@gmail.com.

Next steps

1. Watch the Gold Vault lessons

Start Here (videos 1-3), then your level, and the How to use AI Lab guides (videos 127-138).

2. Test your first idea in the Money Door AI Lab

Write it in plain words, check the rules, run the test and read every number. Past results do not promise future results.

3. Practise on a demo account

Use practice money and keep a journal of every idea and trade.

Questions? Talk to our customer care

Phone: 9500930700
WhatsApp: wa.me/919500930700
Email: moneydoorfxacademy@gmail.com
Website: www.moneydoorfxacademy.com

This guide is for education only. It is not investment advice and is not a recommendation to buy or sell anything. Trading gold carries risk. Learn and practise on a demo account. Charts marked Illustration are drawn examples, not real results.

© 2026 Money Door Finance Academy (Money Door FX Academy)